



Take on your opponents in maximum comfort. Our lightweight Competitor Tee has a roomy, athletic cut and controls sweat like a champ. Whether you're training for a personal best or your fun run team needs a no-nonsense tee at a good value, the Competitor delivers.

- 3.8-ounce, 100% polyester
- Gently contoured silhouette
- Removable tag for comfort and relabeling
- Slight scoop neck
- Double-needle sleeves and hem

*\*Due to the nature of 100% polyester performance fabrics, special care must be taken throughout the screen printing process.*

**CARE INSTRUCTIONS**

Machine wash cold with like colors, non-chlorine bleach only if needed, do not use fabric softener, tumble dry low, remove promptly, cool iron if necessary, do not dry clean.



front



back

[Tips For Effectively Screen Printing Polyester Fabrics](#)

**HOW TO MEASURE**



**BUST**



















With arms down at sides, measure around the upper body, under arms and around the fullest part of the bust.

Bust

**SIZE CHART**

|      | XS    | S     | M     | L     | XL    | XXL   | 3XL   | 4XL   |
|------|-------|-------|-------|-------|-------|-------|-------|-------|
| Size | 2     | 4/6   | 8/10  | 12/14 | 16/18 | 20/22 | 24/26 | 28/30 |
| Bust | 32-34 | 35-36 | 37-38 | 39-41 | 42-44 | 45-47 | 48-51 | 52-55 |

**COLOR INFORMATION**

|  |   |  |   |   |   |  |  |  |  |   |
|--|---|--|---|---|---|--|--|--|--|---|
| <br>Black<br>PMS 426 C   | <br>Cardinal     | <br>Carolina Blue             | <br>Deep Orange<br>PMS 172 C | <br>Forest Green<br>PMS 5605 C | <br>Gold<br>PMS 1235 C       | <br>Kelly Green         | <br>Light Pink<br>PMS 699 C | <br>Lime Shock<br>PMS 375 C | <br>Maroon<br>PMS 504 C | <br>Purple<br>PMS 7679 C |
| <br>Silver<br>PMS 7537 C | <br>Texas Orange | <br>Tropic Blue<br>PMS 7474 C | <br>True Navy<br>PMS 276 C   | <br>True Red<br>PMS 200 C      | <br>True Royal<br>PMS 7686 C | <br>White<br>PMS 7541 C |  |  |  |   |