



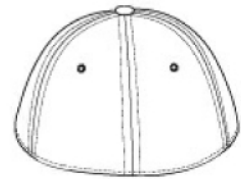
Finding a comfortable fit is easy with the New Era stretch fit in breathable cotton.

- Fabric: 97/3 cotton/spandex
- Structure: Structured
- Profile: Mid
- Closure: Stretch fit

*New Era products may not be resold without embellishment.*




front



back

**HOW TO MEASURE**


















**HATS**

Measure the circumference around the head, above the eyebrow and at the widest part of the head. Divide number by 3.14 for hat size.

**SIZE CHART**

	S/M	M/L	L/XL
Hats	6 7/8-7 1/4	7 1/8-7 1/2	7 3/8-7 3/4

**COLOR INFORMATION**

 Black PMS 419C	 Brown PMS 412C	 Camo PMS 7736C	 Cyber Green PMS 389C	 Dark Green PMS 546 7C	 Deep Navy PMS 7547 C	 Gold PMS 130C	 Maroon PMS 504C	 Orange PMS 179C	 Purple PMS 6 69C	 Royal PMS 534C
 Scarlet Red PMS 187C	 Stone PMS 454C	 Vice Blue PMS 311C	 White PMS 7443C							